

# Central Bedfordshire Joint Strategic Needs Assessment (JSNA)

## Chapter 3 - Living and working well

---

### Contents

- 3.1 Smoking
- 3.2 Drugs & Alcohol
- 3.3 Sexual Health
- 3.4 Mental Health
- 3.5 Healthy weight & Physical activity
- 3.6 NHS Health Check
- 3.7 Workplace

### Appendix

Key Points

Smokers that have successfully quit at 4 weeks

Test Commentry Test Commentry Test Commentry Test Commentry  
Test Commentry Test Commentry Test Commentry Test Commentry  
Test Commentry Test Commentry Test Commentry Test Commentry  
Test Commentry Test Commentry Test Commentry Test Commentry  
Test Commentry Test Commentry Test Commentry Test Commentry

Smoking Prevalence in adults (18+) - current smokers (APS)

Test Commentry Test Commentry Test Commentry Test Commentry  
Test Commentry Test Commentry Test Commentry Test Commentry  
Test Commentry Test Commentry Test Commentry Test Commentry  
Test Commentry Test Commentry Test Commentry Test Commentry  
Test Commentry Test Commentry Test Commentry Test Commentry

Smoking prevalence in adults in routine and manual occupations

Test Commentry Test Commentry Test Commentry Test Commentry  
Test Commentry Test Commentry Test Commentry Test Commentry  
Test Commentry Test Commentry Test Commentry Test Commentry  
Test Commentry Test Commentry Test Commentry Test Commentry

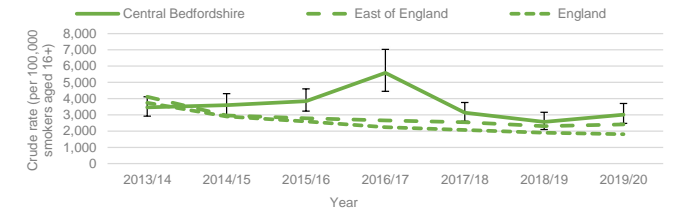
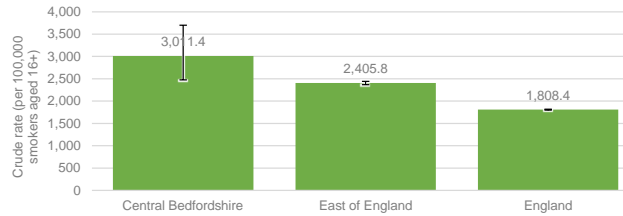
Smoking prevalence in adults (18+) with serious mental illness

Test Commentry Test Commentry Test Commentry Test Commentry  
Test Commentry Test Commentry Test Commentry Test Commentry  
Test Commentry Test Commentry Test Commentry Test Commentry  
Test Commentry Test Commentry Test Commentry Test Commentry  
Test Commentry Test Commentry Test Commentry Test Commentry

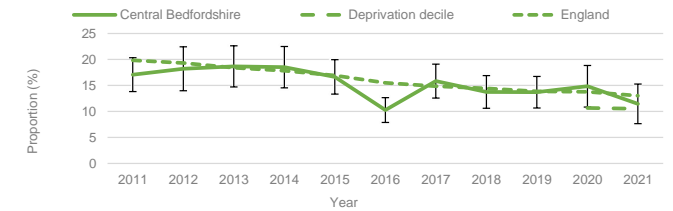
Smoking attributable hospital admissions

Test Commentry Test Commentry Test Commentry Test Commentry  
Test Commentry Test Commentry Test Commentry Test Commentry  
Test Commentry Test Commentry Test Commentry Test Commentry  
Test Commentry Test Commentry Test Commentry Test Commentry  
Test Commentry Test Commentry Test Commentry Test Commentry

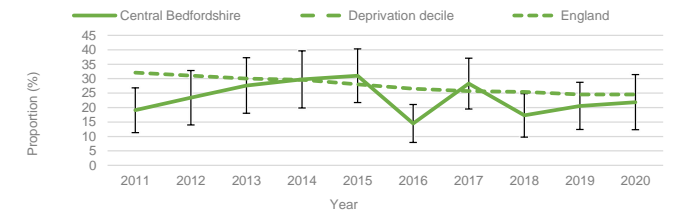
Smokers that have successfully quit at 4 weeks



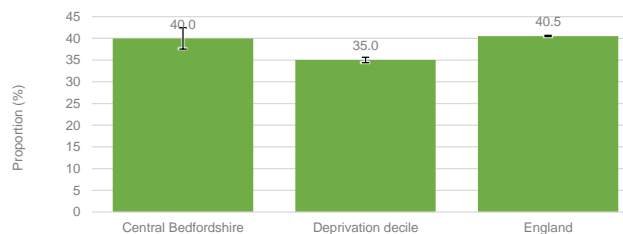
Smoking Prevalence in adults (18+) - current smokers (APS)



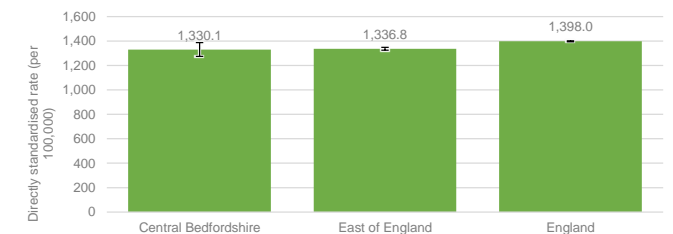
Smoking prevalence in adults in routine and manual occupations (18-64) - current smokers (APS)



Smoking prevalence in adults (18+) with serious mental illness



Smoking attributable hospital admissions (new method)

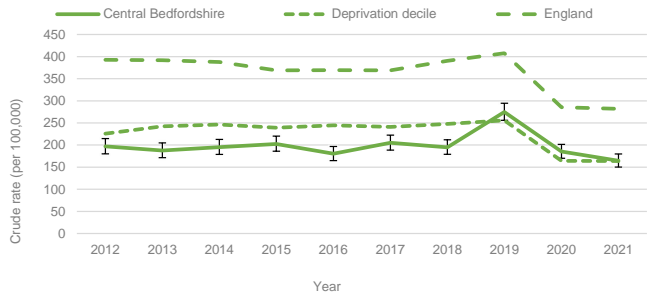




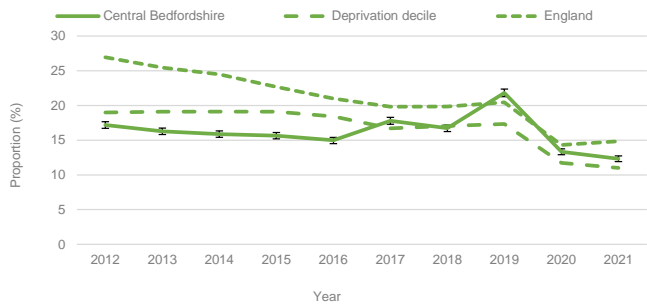
Central Bedfordshire JSNA

## Chapter 3.2 - Drugs & Alcohol

Chlamydia diagnostic rate per 100,000



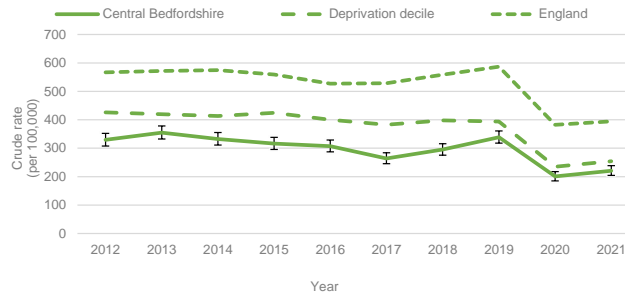
Chlamydia proportion aged 15 to 24 screened



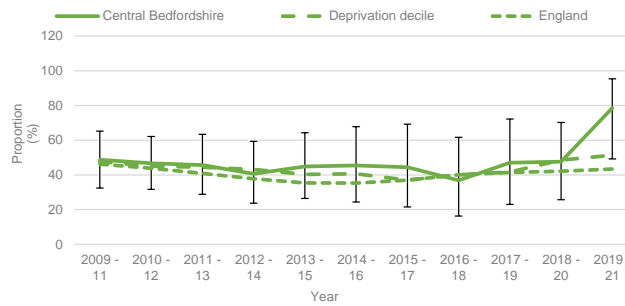
Key Points

[Placeholder for key points text]

New STI diagnoses (excluding chlamydia aged under 25) per 100,000




HIV late diagnosis in people first diagnosed with HIV in the UK



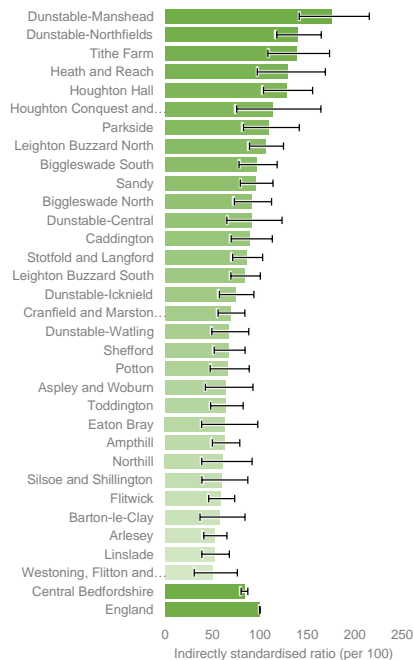
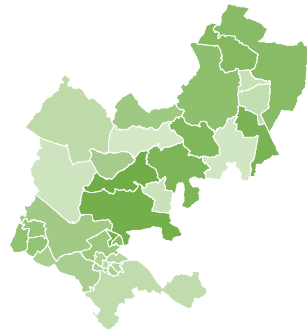
Key Points

[Placeholder for key points text]

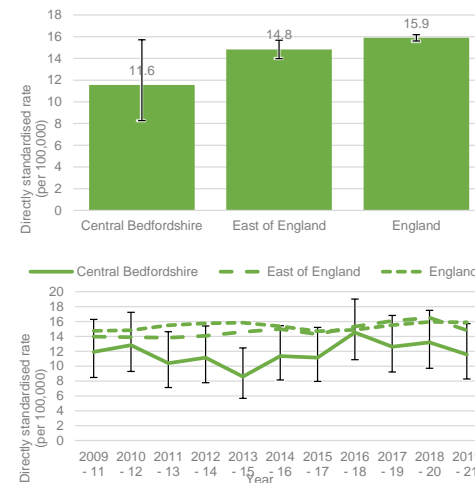
Key Points



Emergency hospital admissions for int



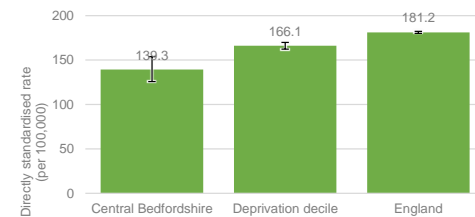
Suicide rate Males



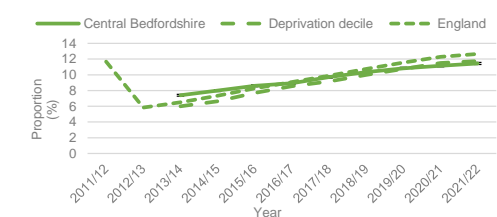
Suicide rate Females



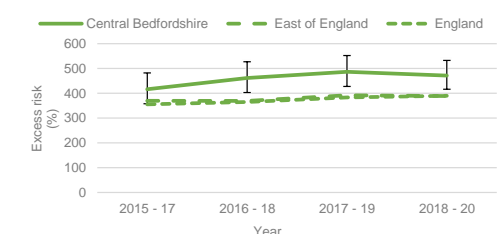
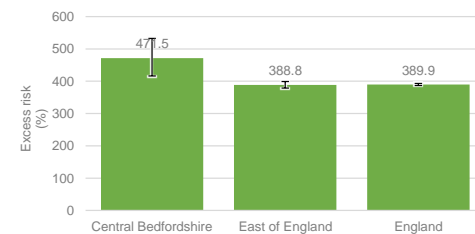
Emergency Hospital Admissions for Intentio



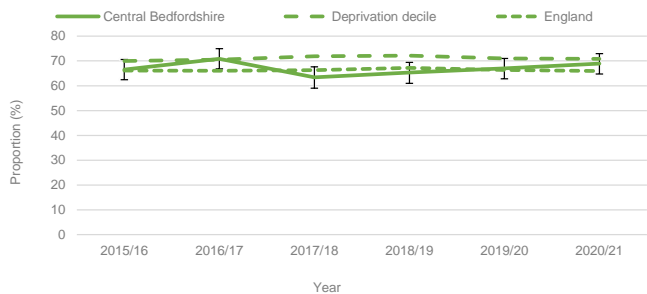
Depression: QOF prevalence (18+ yrs)



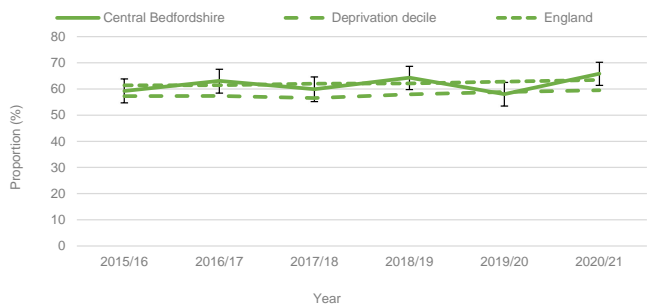
Excess under 75 mortality rate in adults with severe mental illness (SMI)



Percentage of physically active adults



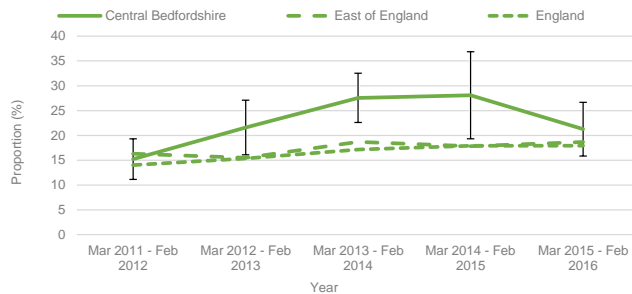
Percentage of adults (aged 18+) classified as overweight or obese



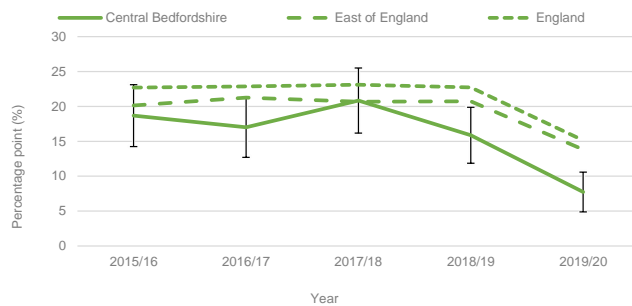
Key Points

Placeholder for key points related to the percentage of physically active adults and the percentage of adults (aged 18+) classified as overweight or obese.

Utilisation of outdoor space for exercise/health reasons



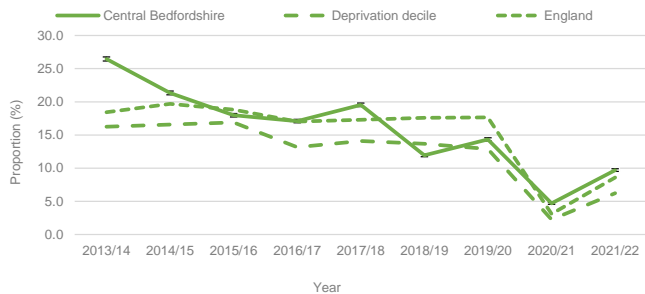
Percentage of adults walking for travel at least three days per week



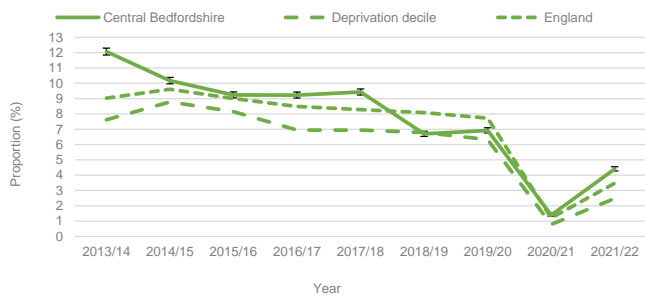
Key Points

Placeholder for key points related to the utilisation of outdoor space for exercise/health reasons and the percentage of adults walking for travel at least three days per week.

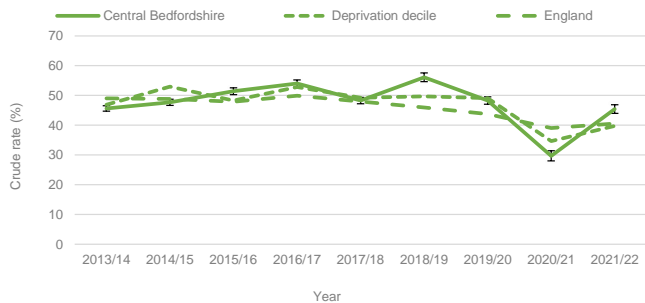
People invited for an NHS Health Check per year



People receiving an NHS Health Check per year



People taking up an NHS Health Check invite per year



Key Points

This area is reserved for key points related to the NHS Health Check data. It is currently blank.

NHS Health Check OUTCOMES

OUTCOMES Chart and data table

This area is reserved for the outcomes chart and data table. It is currently blank.





## Data Sources

---

### Public Health profiles data

Office for Health Improvement & Disparities: Fingertips - Public health data  
<https://fingertips.phe.org.uk>

## Contact

---

If you have any queries please feel free to contact us via email  
[askpublichealth@bedford.gov.uk](mailto:askpublichealth@bedford.gov.uk)

## Maps

---

Several maps appear throughout this document, to which the following applies:

Maps reproduced from Ordnance Survey mapping with the permission of the Controller of His Majesty's Stationary Office. © Crown copyright and database rights 2023 Ordnance Survey 100049028. You are not permitted to copy, sub-license, distribute or sell any of this data to third parties in any form.

## Dates

---

Just a date is the calendar year (January-December) eg 2020

Dates separated with '/' indicates a financial year (April-March) eg 2019/20, 2020/21

Dates separated with '-' is a range, eg 2018-20, are all the cases between 2018 and 2020. Often with trend data the line graph will show overlapping times, rolling-years eg 2018-20, 2019-21, 2020-22