

Learning Disabilities and Health

Why are we interested in learning disabilities and health?



Investigating learning disabilities (LD) and health is similar to making a jigsaw puzzle. We are gathering lots of pieces of health data from many people. Then we try to fit them together to create a big picture to help those providing LD services and support today, tomorrow and in the future.



We are interested in health because people with LD have different health needs to most people. Some might need more help and support in their daily lives. Some might find it harder to see the doctor.



We are also trying to describe some of the local services that try to help with greater independence and choice for people with LD. These include services provided by families, carers and volunteers and those run by Central Bedfordshire Council and the NHS.



In March 2022 833 adults and 61 older people (over 65 years) received support from Central Bedfordshire Council LD services. This is a small increase on previous years but remains below the averages in other parts of England.




We are asking why there has been an increase? We think the numbers of people with LD in Central Bedfordshire might be higher in the future. We think this is because there could be more people with LD who are over 65 years old. There might also be more people who need more support from LD services.



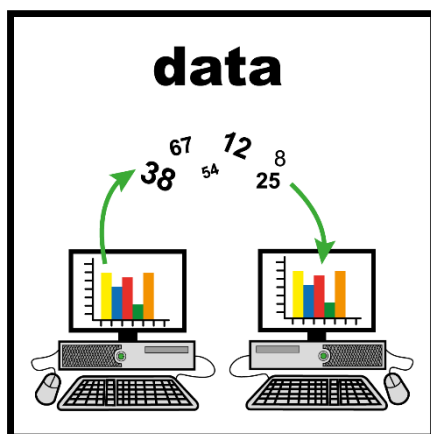
However, this is called an interim report because it is not yet finished. An updated report will be published later in 2023 with better local data and the voices of service users, families and carers. This report will then be updated often to make sure it remains up to date for all who read it.

What we know so far?



So far we think LD services could give us better data on LD and health, including population growth.

The Council and NHS are continuing their work based on the latest report on the lives and deaths of local people with LD. It asks for improvements in **annual health checks** and learning from the **COVID-19 pandemic**.



So far the health of people with LD in Central Bedfordshire is similar to that in other parts of England.


For example similar numbers of people with LD have **jobs** and live in good **homes** as in other parts of England.



But we also know there are some areas where people with LD in Central Bedfordshire are doing worse than other parts of England.

These include a need to improve **annual health checks** and to provide more local **homes** for adults with LD and other care and support needs.

ask questions



We are also asking questions about how LD services have changed because of the **COVID-19 pandemic?**

For example we would like to know more about changes to the health of people with LD, their families and carers. We also want to know more about how the lives of people with LD are now.

What happens next?



We have started to update our report. The new version will include more local data and the voices of people with LD, families, carers and others missing from this draft.



Rob works for Central Bedfordshire Council and is leading this updating.

He can provide you with more information and answer any questions you may have.

You can contact him by:

Telephone: 01234 276832

Email: rob.couch@bedford.gov.uk

This report was co-produced by Central Bedfordshire Council and the NHS and reviewed by a local expert by experience.

First image by:

https://upload.wikimedia.org/wikipedia/commons/6/66/Jigsaw_puzzle_01_by_Scouteren.jpg
via Creative Commons license <https://creativecommons.org/licenses/by-sa/3.0/>

General images from Central Bedfordshire Council.

LD images copyright of Leeds and York Partnership NHS Foundation Trust LD Service
via: <https://www.learningdisabilityservice-leeds.nhs.uk/easy-on-the-i/>